

DVI KVM Extender

FIBREVision 7.3

KVM Extender

Extender systems to bridge IT-distances



Leading the way in digital KVM

The company



Leading the way in digital KVM

Guntermann & Drunck GmbH has been established in 1985 and is named after its founders. Over 25 years have since past, and we are now a leading manufacturer of digital and analog KVM switching systems.

As an owner-managed company we work with a broad range in both digital and analog KVM closely with the marketplace and make our decisions with and in the interests of our customers. It is our philosophy to meet our customers while making decisions, to accompany them in the process and ensure that they achieve their goals.

We can do this because as a medium sized company we have short communication paths and all core competencies are in house – from development through to production. This way we can even make the impossible possible at times. If it is thanks to the modularity of the products or by implementing a customised solution. We orient ourselves towards the needs of the customer – and not the other way round.

Organisations, service providers and companies of all sizes managing numerous computers, servers and other network devices trust the comprehensive advice and service provided by Guntermann & Drunck GmbH.

Thanks to these different fields of specialisation, the demands placed on the products are many and are manifold. Our products have to provide a long-life service, be secure, uncomplicated, user-friendly, understandable and adaptable.

The FIBREVision KVM extender system extends the following signals:

- keyboard/Mouse
- single-Link DVI
- audio
- RS232
- USB 1.1 or USB 2.0

The system consists of a computer module (transmitter) and a user module (receiver) and facilitates the remote operation of a computer. Moreover, you can connect one working position to each module.

FIBREVision uses fibre optics (2 fibres) to transmit signals up to 10,000 m. The devices are available as variants displaying 1, 2, or 4 video channels.



above: FIBREVision(S)-MC4-ARU2-CPU computer module
below: FIBREVision(S)-MC4-ARU2-CON user module

Highlights

Video

- single- and multi-screen variants
- both digital and analog monitors can be connected

Operation

- local console with all video channels at both modules

Signals

- transmission up to 10,000 m via fiber optics at maximum resolution
- PS/2 and USB keyboard/mouse support

Communication / Safety

- reads out quality of fiber optics connection
- Screen-Freeze function
- redundant power supply

Screen-Freeze Function

If the display loses the video signal due to a broken connection or a problem with the computer's graphics card, the Screen-Freeze function „freezes“ the image last displayed on the monitor. This state is highlighted by a red semi-transparent frame. The function is automatically cancelled when the display receives an active video signal.

Features

Video

- resolutions per channel up to 1920 × 1200 @ 60 Hz
- video bandwidth up to 165 MHz
- 24 bit colour mode
- High Dynamic Image Processing (HDIP2) for crystal clear images and best mouse performance
- both digital and analog monitors can be connected to the console
- transparent forwarding of E-DDC information

Device

- galvanic separation of transmitter and receiver
- insensitive to interference radiation
- supports PS/2 and USB keyboard/mouse; also mixed operation
- permanent keyboard/mouse emulation
- redundant power supply (optional)
- available as desktop, 19“ and twin variant

System upgrade

- via wizard at service socket

Transmission

- distances up to 10,000 m (2 × Singlemode 9/125 μ fiber optics) at maximum resolution
- distances up to 550 m (2 × Multimode 50/125 μ fiber optics) at maximum resolution
- distances up to 275 m (2 × Multimode 62.5/125 μ fiber optics) at maximum resolution
- modules with other wavelengths on request available
- bidirectional transmission of audio and RS232 signals (optional)
- transparent USB 1.1 and USB 2.0 up to 2,000 m (optional)
- Diagnostic Monitoring Interface (DMI) - diagnosis of transmission line
- Support CWDM applications by exchangeable SFP modules

Variants

Design

- available as desktop (DT) or rack mount (RM) variant
- twin variant combines two identical FIBREVision modules behind one panel

Video channels

- single-channel, multi-channel 2 and multi-channel 4 variant

Expansion

Increased system range: DVI-FiberLink(S)

The DVI-FiberLink(S) increases the range of the FIBREVision to up to 10,000 m. The system consists of two identical modules (transceivers). Singlemode (9/125µm) fiber optics (2 fibres) transmit the signals.

The pair of DVI-FiberLink devices are placed between the FIBREVision transmitter and the receiver.



DVI-FiberLink(S) - Rear view

FIBRE-Power

FIBRE-Power enables the user to remotely turn on/off a computer (reset and ATX power switching). A slot card is implemented in the computer and connected to the computer module. The customer provides the operating hardware at the remote side (button or similar). The hardware is connected to the user module.

Applying FIBRE-Power requires the Audio-RS232 version of the FIBREVision. For further information, please contact our sales team.

Installation

Link the computer to the back of the FIBREVision transmitter. Distinctive cables connect the computer's keyboard, video, mouse, audio, RS232, and USB interfaces to the FIBREVision computer module.

Installing the user console is just as easy: simply connect the operating hardware with the corresponding interfaces of the FIBREVision receiver.

Use the existing cabling structure to link transmitter and receiver (multimode or singlemode fiber optics).

Feel free to download the FIBREVision manual to find out more details about the start-up.

FIBREvision Single-Channel



left: FIBREvision(S)-ARU2-CPU computer module
 right: FIBREvision(S)-ARU2-CON user module

	Computer module	User module
Video		
Number of monitors	1	
Signal type/video	DVI single link	
Analog resolution	up to 1920 x 1200 @ 60 Hz and 1280 x 1024 @ 85 Hz	
Digital resolution	btw. 640 x 480 @ 100 Hz and 1920 x 1200 @ 60 Hz	
Standards	E-DDC support for DVI	
Colour depth	24 bit	
Interfaces for user console	1 x DVI-I socket	
Interfaces to computer	1 x DVI-D socket	
Keyboard/Mouse		
Interfaces for user console	2 x Mini-DIN 6 socket	
		2 x USB-A socket
Interfaces to computer	2 x Mini-DIN 6 socket	
	1 x USB-B socket	
Audio		
Design	internal	
Sampling rate	96 kHz	
Resolution	24 bit digital	
Bandwidth	22 kHz	
Microphone preamplification	20 dB	
Interfaces for user console		2 x 3.5 mm jack plug (speaker, micro in)
Interfaces to computer	2 x 3.5 mm jack plug (line in, line out)	
RS232		
Design	internal	
Transmission rate	max. 115,200 bit/s	
Transmittable signals	RxD, TxD, RTS, CTS, DTR, DSR, DCD	
Interfaces for user console		1 x D-Sub 9 plug
Interfaces to computer	1 x D-Sub 9 plug	
Transparent USB 1.1		
Design	internal	
Transmission length	up to 2,000 m	
USB power supply	high power devices up to 500 mA	
USB transmission rate	up to 480 Mbit/s	
Interfaces for user console		4 x USB-A socket
Interfaces to computer	1 x USB-B socket (for both keyboard/mouse)	

FIBREvision Single-Channel

Transparent USB 2.0		
Design	internal	
Transmission length	up to 2,000 m	
USB power supply	high power devices up to 500 mA	
USB transmission rate	up to 480 Mbit/s	
Interfaces for user console		4 x USB-A socket
Interfaces to computer	1 x USB-B socket	
Transmission		
Type of cable connection	dedicated fibre optic link	
Transmission cable type	singlemode/multimode fibres	
Transmission length (max.)	275 m over 2 multimode fibres (62.5/125µm) at max. resolution	
	550 m over 2 multimode fibres (50/125µm) at max. resolution	
	10,000 m over 2 singlemode fibres (9/125µm) at max. resolution	
Connection	1 x LC duplex socket	
USB 2.0 connection	1 x LC duplex socket	
No. of fibre optics	2	
Audio - RS232 transmission	no additional fibre optics	
USB 1.1 transmission	no additional fibre optics	
USB 2.0 transmission	2 additional fibre optics	
Main power supply		
Type	internal power pack	
Connection	1 x IEC plug	
Voltage	AC100-240V/60-50Hz	
	0.3-0.2A	
When equipped with USB 2.0	0.3-0.2A	0.6-0.3A
Redundant power supply		
Type	external power pack	
Connection	Mini-DIN 4 socket	
Voltage	AC100-240V/60-50Hz	
	+12VDC/1.0A	
When equipped with USB 2.0	+12VDC/1.2A	+12VDC/2.1A
Casing		
Material	anodised aluminium	
Desktop (W x H x D)	210 x 44 x 210 mm	
When equipped with USB 2.0	270 x 44 x 210 mm	
Rackmount (W x H x D)	19" x 1 U x 210 mm	
Weight	approx. 1.2 kg	approx. 1.3 kg
When equipped with USB 2.0	approx. 1.2 kg	approx. 1.3 kg
Update		
Process	with wizard at service socket of computer module or user module	
Connection	1 x Mini-USB-B socket	
Operating environment		
Temperature	+5 to +45 °C	
Air humidity	20 - 80% non-condensing	
Conformity	CE, RoHS	

FIBREvision Multi-Channel 2



left: FIBREvision(S)-MC2-ARU2-CPU computer module
 right: FIBREvision(S)-MC2-ARU2-CON user module

	Computer module	User module
Video		
Number of monitors	2	
Signal type/video	DVI single link	
Analog resolution	up to 1920 x 1200 @ 60 Hz and 1280 x 1024 @ 85 Hz	
Digital resolution	btw. 640 x 480 @ 100 Hz and 1920 x 1200 @ 60 Hz	
Standards	E-DDC support for DVI	
Colour depth	24 bit	
Interfaces for user console	2 x DVI-I socket	
Interfaces to computer	2 x DVI-D socket	
Keyboard/Mouse		
Interfaces for user console	2 x Mini-DIN 6 socket	
		2 x USB-A socket
Interfaces to computer	2 x Mini-DIN 6 socket	
	1 x USB-B socket	
Audio		
Design	internal	
Sampling rate	96 kHz	
Resolution	24 bit digital	
Bandwidth	22 kHz	
Microphone preamplification	20 dB	
Interfaces for user console		2 x 3.5 mm jack plug (speaker, micro in)
Interfaces to computer	2 x 3.5 mm jack plug (line in, line out)	
RS232		
Design	internal	
Transmission rate	max. 115,200 bit/s	
Transmittable signals	RxD, TxD, RTS, CTS, DTR, DSR, DCD	
Interfaces for user console		1 x D-Sub 9 plug
Interfaces to computer	1 x D-Sub 9 plug	
Transparent USB 1.1		
Design	internal	
Transmission length	up to 2,000 m	
USB power supply	high power devices up to 500 mA	
USB transmission rate	up to 480 Mbit/s	
Interfaces for user console		4 x USB-A socket
Interfaces to computer	1 x USB-B socket (for both keyboard/mouse)	

Transparent USB 2.0		
Design	internal	
Transmission length	up to 2,000 m	
USB power supply	high power devices up to 500 mA	
USB transmission rate	up to 480 Mbit/s	
Interfaces for user console		4 x USB-A socket
Interfaces to computer	1 x USB-B socket	
Transmission		
Type of cable connection	dedicated fibre optic link	
Transmission cable type	singlemode/multimode fibres	
Transmission length (max.)	275 m over 2 multimode fibres (62.5/125µm) at max. resolution	
	550 m over 2 multimode fibres (50/125µm) at max. resolution	
	10,000 m over 2 singlemode fibres (9/125µm) at max. resolution	
Connection	2 x LC duplex socket	
USB 2.0 connection	1 x LC duplex socket	
No. of fibre optics	2	
Audio - RS232 transmission	no additional fibre optics	
USB 1.1 transmission	no additional fibre optics	
USB 2.0 transmission	2 additional fibre optics	
Main power supply		
Type	internal power pack	
Connection	1 x IEC plug	
Voltage	AC100-240V/60-50Hz	
	0.5-0.2A	0.4-0.2A
When equipped with USB 2.0	0.5-0.3A	0.6-0.3A
Redundant power supply		
Type	external power pack	
Connection	Mini-DIN 4 socket	
Voltage	AC100-240V/60-50Hz	
	+12VDC/1.7A	+12VDC/1.5A
When equipped with USB 2.0	+12VDC/1.9A	+12VDC/2.6A
Casing		
Material	anodised aluminium	
Desktop (W x H x D)	435 x 44 x 210 mm	
Rackmount (W x H x D)	19" x 1 U x 210 mm	
Weight	approx. 3.0 kg	
Update		
Process	with wizard at service socket of computer module or user module	
Connection	1 x Mini-USB-B socket	
Operating environment		
Temperature	+5 to +45 °C	
Air humidity	20 - 80% non-condensing	
Conformity	CE, RoHs	

FIBREvision Multi-Channel 4



left: FIBREvision(S)-MC4-ARU2-CPU computer module
 right: FIBREvision(S)-MC4-ARU2-CON user module

	Computer module	User module
Video		
Number of monitors	4	
Signal type/video	DVI single link	
Analog resolution	up to 1920 x 1200 @ 60 Hz and 1280 x 1024 @ 85 Hz	
Digital resolution	btw. 640 x 480 @ 100 Hz and 1920 x 1200 @ 60 Hz	
Standards	E-DDC support for DVI	
Colour depth	24 bit	
Interfaces for user console	4 x DVI-I socket	
Interfaces to computer	4 x DVI-D socket	
Keyboard/Mouse		
Interfaces for user console	2 x Mini-DIN 6 socket	
		2 x USB-A socket
Interfaces to computer	2 x Mini-DIN 6 socket	
	1 x USB-B socket	
Audio		
Design	internal	
Sampling rate	96 kHz	
Resolution	24 bit digital	
Bandwidth	22 kHz	
Microphone preamplification	20 dB	
Interfaces for user console		2 x 3.5 mm jack plug (speaker, micro in)
Interfaces to computer	2 x 3.5 mm jack plug (line in, line out)	
RS232		
Design	internal	
Transmission rate	max. 115,200 bit/s	
Transmittable signals	Rx/D, Tx/D, RTS, CTS, DTR, DSR, DCD	
Interfaces for user console		1 x D-Sub 9 plug
Interfaces to computer	1 x D-Sub 9 plug	
Transparent USB 1.1		
Design	internal	
Transmission length	up to 2,000 m	
USB power supply	high power devices up to 500 mA	
USB transmission rate	up to 480 Mbit/s	
Interfaces for user console		2 x USB-A socket
Interfaces to computer	1 x USB-B socket (for both keyboard/mouse)	

Transparent USB 2.0		
Design	internal	
Transmission length	up to 2,000 m	
USB power supply	high power devices up to 500 mA	
USB transmission rate	up to 480 Mbit/s	
Interfaces for user console		2 x USB-A socket
Interfaces to computer	1 x USB-B socket	
Transmission		
Type of cable connection	dedicated fibre optic link	
Transmission cable type	singlemode/multimode fibres	
Transmission length (max.)	275 m over 2 multimode fibres (62.5/125µm) at max. resolution	
	550 m over 2 multimode fibres (50/125µm) at max. resolution	
	10,000 m over 2 singlemode fibres (9/125µm) at max. resolution	
Connection	4 x LC duplex socket	
No. of fibre optics	2	
Audio - RS232 transmission	no additional fibre optics	
USB 1.1 transmission	no additional fibre optics	
USB 2.0 transmission	2 additional fibre optics	
Main power supply		
Type	internal power pack	
Connection	1 x IEC plug	
Voltage	AC100-240V/60-50Hz	
	0.8-0.4A	0.6-0.3A
When equipped with USB 2.0	0.9-0.4A	0.9-0.4A
Redundant power supply		
Type	external power pack	
Connection	Mini-DIN 4 socket	
Voltage	AC100-240V/60-50Hz	
	+12VDC/3.2A	+12VDC/2.6A
When equipped with USB 2.0	+12VDC/3.3A	+12VDC/3.2A
Casing		
Material	anodised aluminium	
Desktop (W x H x D)	435 x 44 x 285 mm	
Rackmount (W x H x D)	19" x 1 U x 285 mm	
Weight	approx. 3.1 kg	approx. 2.9 kg
Update		
Process	with wizard at service socket of computer module or user module	
Connection	1 x Mini-USB-B socket	
Operating environment		
Temperature	+5 to +45 °C	
Air humidity	20 - 80% non-condensing	
Conformity	CE, RoHs	

Expansion: DVI-FiberLink



left: DVI-FiberLink(S) - front view
right: DVI-FiberLink(S) - rear view

	DVI-FiberLink(S)	DVI-FiberLink(M)
Main power supply		
Type	external power pack	
Connection	Mini-DIN 4 power socket	
Voltage	+12VDC/0.3A	
Power loop support	yes	
Transmission CAT side		
Transmission mode	dedicated 1:1 CAT link	
Interface	1 x RJ45 socket	
Transmission cable	1 CAT-x cable	
Transmission length	up to 140 m	
Transmission fiber side		
Transmission mode	dedicated 1:1 fiber connection	
Interface	1 x LC duplex socket	
Transmission cable	2 single-mode fiber optic strands	2 multi-mode fibre optic strands
Transmission length	10,000 m (9/125 µm, 2,000 MHz*km, OS1)	550 m (50/125 µm, 500 MHz*km, OM2)
		275 m (62.5/125 µm, 200 MHz*km, OM1)
		220 m (62.5/125 µm, 160 MHz*km, FDDI grade)
Housing		
Material	anodised aluminium	
Desktop (W x H x D)	105 x 26 x 86 mm	
Rackmount	see KVM Accessories/19" Device Carrier	
Weight	approx. 240 g	
Update		
Mode	via service socket	
Connection	1 x Mini-USB-B socket	
Operating conditions		
Temperature	+5 to +40 °C	
Air humidity	< 80% non-condensing	
Conformity	CE, RoHs	

List of Item Numbers Single-Channel (Multimode)

Item No.	Computer modules	Audio-RS232	USB 1.1	USB 2.0	Desktop	Rack-mount
A1110079	FIBREVision(M)-CPU				DT	
A1110080	FIBREVision(M)-CPU-RM					RM
A1110081	FIBREVision(M)-U-CPU		U		DT	
A1110140	FIBREVision(M)-U2-CPU		U	U2	DT	
A1110082	FIBREVision(M)-U-CPU-RM		U			RM
A1110141	FIBREVision(M)-U2-CPU-RM		U	U2		RM
A1110083	FIBREVision(M)-AR-CPU	AR			DT	
A1110084	FIBREVision(M)-AR-CPU-RM	AR				RM
A1110085	FIBREVision(M)-ARU-CPU	AR	U		DT	
A1110142	FIBREVision(M)-ARU2-CPU	AR	U	U2	DT	
A1110086	FIBREVision(M)-ARU-CPU-RM	AR	U			RM
A1110143	FIBREVision(M)-ARU2-CPU-RM	AR	U	U2		RM
A1110095	Twin-FIBREVision (M)-CPU				DT	RM
A1110096	Twin-FIBREVision (M)-AR-CPU	AR			DT	RM
A1110097	Twin-FIBREVision (M)-U-CPU		U		DT	RM
A1110098	Twin-FIBREVision (M)-ARU-CPU	AR	U		DT	RM
Item No.	User modules					
A1120076	FIBREVision(M)-CON				DT	
A1120077	FIBREVision(M)-CON-RM					RM
A1120078	FIBREVision(M)-U-CON		U		DT	
A1120132	FIBREVision(M)-U2-CON		U	U2	DT	
A1120079	FIBREVision(M)-U-CON-RM		U			RM
A1120133	FIBREVision(M)-U2-CON-RM		U	U2		RM
A1120080	FIBREVision(M)-AR-CON	AR			DT	
A1120081	FIBREVision(M)-AR-CON-RM	AR				RM
A1120082	FIBREVision(M)-ARU-CON	AR	U		DT	
A1120134	FIBREVision(M)-ARU2-CON	AR	U	U2	DT	
A1120083	FIBREVision(M)-ARU-CON-RM	AR	U			RM
A1120135	FIBREVision(M)-ARU2-CON-RM	AR	U	U2		RM
A1120092	Twin-FIBREVision (M)-CON				DT	RM
A1120093	Twin-FIBREVision (M)-AR-CON	AR			DT	RM
A1120094	Twin-FIBREVision (M)-U-CON		U		DT	RM
A1120095	Twin-FIBREVision (M)-ARU-CON	AR	U	U2	DT	RM
A1800008	FIBRE-Power					
Item No.	Expansion FIBREVision	Description				
A2300052	DVI-FiberLink(M)	Multi-mode transceiver up to 550 m, please order 2 x for 1 line				

List of Item Numbers Single-Channel (Singlemode)

Item No.	Computer modules	Audio-RS232	USB 1.1	USB 2.0	Desktop	Rack-mount
A1110087	FIBREvision(S)-CPU				DT	
A1110088	FIBREvision(S)-CPU-RM					RM
A1110089	FIBREvision(S)-U-CPU		U		DT	
A1110144	FIBREvision(S)-U2-CPU		U	U2	DT	
A1110090	FIBREvision(S)-U-CPU-RM		U			RM
A1110145	FIBREvision(S)-U2-CPU-RM		U	U2		RM
A1110091	FIBREvision(S)-AR-CPU	AR			DT	
A1110092	FIBREvision(S)-AR-CPU-RM	AR				RM
A1110093	FIBREvision(S)-ARU-CPU	AR	U		DT	
A1110146	FIBREvision(S)-ARU2-CPU	AR	U	U2	DT	
A1110094	FIBREvision(S)-ARU-CPU-RM	AR	U			RM
A1110147	FIBREvision(S)-ARU2-CPU-RM	AR	U	U2		RM
A1110099	Twin-FIBREvision(S)-CPU				DT	RM
A1110100	Twin-FIBREvision(S)-AR-CPU	AR			DT	RM
A1110101	Twin-FIBREvision(S)-U-CPU		U		DT	RM
A1110102	Twin-FIBREvision(S)-ARU-CPU	AR	U		DT	RM
Item No.	User modules					
A1120084	FIBREvision(S)-CON				DT	
A1120085	FIBREvision(S)-CON-RM					RM
A1120086	FIBREvision(S)-U-CON		U		DT	
A1120136	FIBREvision(S)-U2-CON		U	U2	DT	
A1120087	FIBREvision(S)-U-CON-RM		U			RM
A1120137	FIBREvision(S)-U2-CON-RM		U	U2		RM
A1120088	FIBREvision(S)-AR-CON	AR			DT	
A1120089	FIBREvision(S)-AR-CON-RM	AR				RM
A1120090	FIBREvision(S)-ARU-CON	AR	U		DT	
A1120138	FIBREvision(S)-ARU2-CON	AR	U	U2	DT	
A1120091	FIBREvision(S)-ARU-CON-RM	AR	U			RM
A1120139	FIBREvision(S)-ARU2-CON-RM	AR	U	U2		RM
A1120096	Twin-FIBREvision(S)-CON				DT	RM
A1120097	Twin-FIBREvision(S)-AR-CON	AR			DT	RM
A1120098	Twin-FIBREvision(S)-U-CON		U		DT	RM
A1120099	Twin-FIBREvision(S)-ARU-CON	AR	U		DT	RM
A1800008	FIBRE-Power					
Item No.	Expansion FIBREvision	Description				
A2300044	DVI-FiberLink(S)	Single-mode transceiver up to 10,000 m, please order 2 x for 1 line				

List of Item Numbers Multi-Channel (Multimode)

Item No.	Computer modules	Audio- RS232	USB 1.1	USB 2.0	Desktop	Rack- mount
A1110103	FIBREvision(M)-MC2-CPU				DT	RM
A1110104	FIBREvision(M)-MC2-AR-CPU	AR			DT	RM
A1110105	FIBREvision(M)-MC2-U-CPU		U		DT	RM
A1110106	FIBREvision(M)-MC2-ARU-CPU	AR	U		DT	RM
A1210084	FIBREvision(M)-MC2-U2-CPU		U	U2	DT	RM
A1210085	FIBREvision(M)-MC2-ARU2-CPU	AR	U	U2	DT	RM
A1110107	FIBREvision(M)-MC4-CPU				DT	RM
A1110108	FIBREvision(M)-MC4-AR-CPU	AR			DT	RM
A1110109	FIBREvision(M)-MC4-U-CPU		U		DT	RM
A1110110	FIBREvision(M)-MC4-ARU-CPU	AR	U		DT	RM
A1410035	FIBREvision(M)-MC4-U2-CPU		U	U2	DT	RM
A1410036	FIBREvision(M)-MC4-ARU2-CPU	AR	U	U2	DT	RM
Item No.	User modules					
A1120104	FIBREvision(M)-MC2-CON				DT	RM
A1120105	FIBREvision(M)-MC2-AR-CON	AR			DT	RM
A1120106	FIBREvision(M)-MC2-U-CON		U		DT	RM
A1120107	FIBREvision(M)-MC2-ARU-CON	AR	U		DT	RM
A1220064	FIBREvision(M)-MC2-U2-CON		U	U2	DT	RM
A1220065	FIBREvision(M)-MC2-ARU2-CON	AR	U	U2	DT	RM
A1120108	FIBREvision(M)-MC4-CON				DT	RM
A1120109	FIBREvision(M)-MC4-AR-CON	AR			DT	RM
A1120110	FIBREvision(M)-MC4-U-CON		U		DT	RM
A1120111	FIBREvision(M)-MC4-ARU-CON	AR	U		DT	RM
A1420025	FIBREvision(M)-MC4-U2-CON		U	U2	DT	RM
A1420026	FIBREvision(M)-MC4-ARU2-CON	AR	U	U2	DT	RM
A1800008	FIBRE-Power					

List of Item Numbers Multi-Channel (Singlemode)



























Art.Nr.	Computer modulee	Audio- RS232	USB 1.1	USB 2.0	Desktop	Rack- mount
A1110111	FIBREvision(S)-MC2-CPU				DT	RM
A1110112	FIBREvision(S)-MC2-AR-CPU	AR			DT	RM
A1110113	FIBREvision(S)-MC2-U-CPU		U		DT	RM
A1110114	FIBREvision(S)-MC2-ARU-CPU	AR	U		DT	RM
A1210086	FIBREvision(S)-MC2-U2-CPU		U	U2	DT	RM
A1210087	FIBREvision(S)-MC2-ARU2-CPU	AR	U	U2	DT	RM
A1110115	FIBREvision(S)-MC4-CPU		U		DT	RM
A1110116	FIBREvision(S)-MC4-AR-CPU	AR			DT	RM
A1110117	FIBREvision(S)-MC4-U-CPU		U		DT	RM
A1110118	FIBREvision(S)-MC4-ARU-CPU	AR	U		DT	RM
A1410037	FIBREvision(S)-MC4-U2-CPU		U	U2	DT	RM
A1410038	FIBREvision(S)-MC4-ARU2-CPU	AR	U	U2	DT	RM
Art.Nr.	User modulee					
A1120112	FIBREvision(S)-MC2-CON				DT	RM
A1120113	FIBREvision(S)-MC2-AR-CON	AR			DT	RM
A1120114	FIBREvision(S)-MC2-U-CON		U		DT	RM
A1120115	FIBREvision(S)-MC2-ARU-CON	AR	U		DT	RM
A1220066	FIBREvision(S)-MC2-U2-CON		U	U2	DT	RM
A1220067	FIBREvision(S)-MC2-ARU2-CON	AR	U	U2	DT	RM
A1120116	FIBREvision(S)-MC4-CON				DT	RM
A1120117	FIBREvision(S)-MC4-AR-CON	AR	U		DT	RM
A1120118	FIBREvision(S)-MC4-U-CON		U		DT	RM
A1120119	FIBREvision(S)-MC4-ARU-CON	AR	U		DT	RM
A1420027	FIBREvision(S)-MC4-U2-CON		U	U2	DT	RM
A1420028	FIBREvision(S)-MC4-ARU2-CON	AR	U	U2	DT	RM
A1800008	FIBRE-Power					

Legend

ABBREVIATIONS

CPU	=	Computer module	M	=	Multimode
PC	=	Computer module	S	=	Singlemode
CON	=	User module	RM	=	For assembly in a 19" rack
REM	=	User module	DT	=	Available as desktop variant
MC2	=	Multichannel 2	A	=	Audio
MC3	=	Multichannel 3	AR	=	Audio + RS232
MC4	=	Multichannel 4	R	=	RS232
			U	=	transparent USB 1.1
			U2	=	transparent USB 2.0
			D	=	Delay

EQUIPMENT FEATURES

 = modular setup	 = Fire Wire
 = keyboard/mouse	 = VT100
 = dual-link DVI video	 = KVM IP access
 = single-link DVI video	 = Network connection
 = DisplayPort 1.1	 = Web interface
 = single-link DVI + VGA	 = DevCon support
 = VGA video	 = Monitoring
 = Audio	 = CAT cable
 = RS232	 = Fiber optics
 = USB 1.1	 = Single user
 = USB 2.0	 = Multi user
 = Delay	 = Separat local/remote user
 = Screen Freeze	
 = Power Switching	